








Pumpkin Maths

Cut out the pumpkins and order from the smallest one to the biggest one

				
---	---	--	---	---

A horizontal row of five rectangular boxes, each containing a black outline of a pumpkin. From left to right, the pumpkins are: a medium-sized pumpkin, a small pumpkin, a large pumpkin, a very large pumpkin, and a tiny pumpkin.