

Number Bonds for 10 Activities

The aim of these activities is to:

- Encourage the pupil to develop a visual image of the number bonds for ten. Pupils may initially need to count the spots in the 10 frames, but should begin to recognise the amounts on sight.
- Improve verbal recall of the number bonds.
- Recognise that addition is commutative ($2+8$ is the same as $8+2$).

Sorting activity 1

Spread out a set of addition cards face up. Put the 10 frame cards with spots in a pile and take the top one. Ask the pupil how many red/blue spots there are and how many spots altogether. Ask them to find a calculation which matches the 10 frame. If they notice that two calculations can match a frame (eg $2+8$ could match 2 red/8 blue spots or 2 blue/8 red spots), they can choose either. Repeat for remaining cards. Repeat the activity with the alternative 10 frame cards.

Sorting activity 2

Spread out a set of 10 frame cards face up and put a set of addition cards in a pile. Ask the pupil to take a card from the pile, read the calculation aloud and find a matching 10 frame. Can they recognise the amounts shown in the 10 frames without always counting? How quickly can they match the pairs?

Sorting activity 3

Spread out a set of 10 frame cards and addition cards face up. Ask the pupil to choose one of the 10 frames. Can they find two addition cards that match it? Can they find another 10 frame card which also matches? (eg 2 red/8 blue spots, 2 blue/8 red spots, $2+8=10$ and $8+2=10$). When the 5 red/5 blue spots card is chosen, ask why there is only one matching number card.


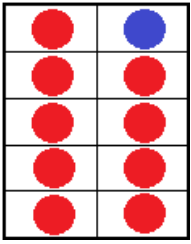
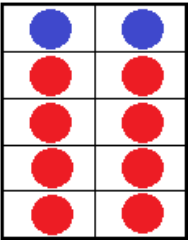


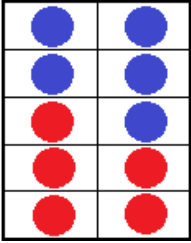
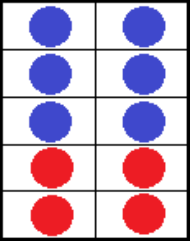
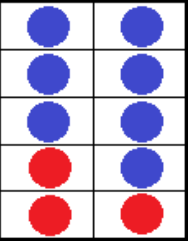

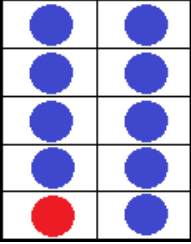

Pairs

Spread out a set of number cards and 10 frame cards face down. Take turns to turn over two cards. If the cards represent the same number bond, they may be kept. A pair may be two 10 frame cards, two addition cards or one of each. The player with the most pairs at the end is the winner.

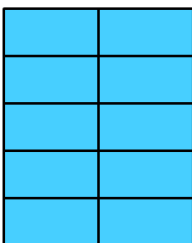
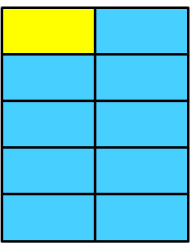
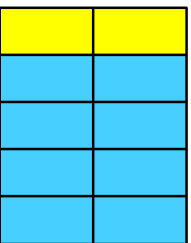
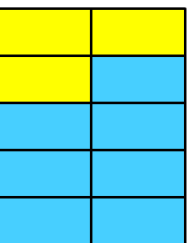
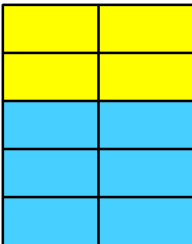
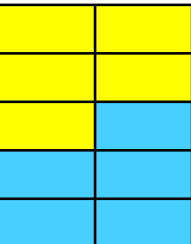


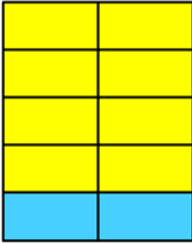
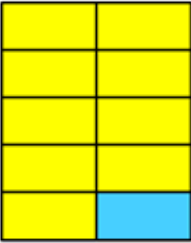
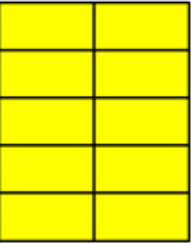
To increase the challenge, use the extra set of cards – either 10 frames, addition or both!

10 frame cards

Cut along all dotted lines

10 frames cards

Addition cards

$10+0=10$	$9+1=10$	$8+2=10$	$7+3=10$
$6+4=10$	$5+5=10$	$4+6=10$	$3+7=10$
$2+8=10$	$1+9=10$	$0+10=10$	

Addition cards

$10+0=10$	$9+1=10$	$8+2=10$	$7+3=10$
$6+4=10$	$5+5=10$	$4+6=10$	$3+7=10$
$2+8=10$	$1+9=10$	$0+10=10$	